




# Time To Shine - Wonderful Colours and Nursery Rhymes

Through a variety of adult focused and independent tasks I will use my Heart, Head and Hands to....

Use Talk and Language to Communicate, Sing and Describe	Investigate, Explore, Use and Name a Variety of Colours	Explore 2D Shape and Positional Language
<b>Big Questions</b> Can I use talk to communicate effectively with others? Can I sing some Nursery rhymes and songs? Can I use simple adjectives to describe objects?	<b>Big Questions</b> Can I generate my own ideas? Can I talk about the colours of objects and use relative adjectives? Can I identify and name a variety of colours?	<b>Big Questions</b> Can I generate my own ideas? Can I name some 2D shapes and talk about some properties? Can I understand positional language?
<b>Episodes of Learning</b> <ul style="list-style-type: none"> <li>Recall, recount and sing a variety of Nursery rhymes and songs with confidence in a group</li> <li>Use language to talk about what I am doing in my play and learning</li> <li>Talk about myself in positive terms</li> <li>Recall and talk about significant events and experiences at home and in school</li> <li>Explore my surroundings both indoors and outdoors, make comments and ask questions - who, what and where</li> <li>Describe objects using simple adjectives</li> <li>Play sound/word games and Kim's Game to encourage talk and correct sound pronunciation</li> </ul> 	<b>Episodes of Learning</b> <ul style="list-style-type: none"> <li>Explore what colours make us think about and how they make us feel</li> <li>Make collections of coloured objects and sort and group objects according to colour</li> <li>Talk about the colours of objects and things around them using colour names</li> <li>Explore a variety of coloured objects</li> <li>Explore, create and recreate Kandinsky Circles abstract art using a variety of medium and materials</li> <li>Explore colours in the natural environment</li> <li>Use torches and light to effect changes to colours</li> <li>Mix colours together to create new colours</li> <li>Explore the colour of fruits and vegetables</li> <li>Create using colour</li> </ul> 	<b>Episodes of Learning</b> <ul style="list-style-type: none"> <li>Explore 2D shape in the environment around me</li> <li>Create with 2D shapes vertically and horizontally</li> <li>Name some basic 2D shapes</li> <li>Know some properties of basic 2D shapes - sides &amp; corners</li> <li>Create and make 2D shapes</li> <li>Make repeating 2D shapes patterns</li> <li>Sort shapes into size order</li> <li>Place themselves and objects into given positions</li> <li>Answer questions what and where is.....?</li> <li>Hide &amp; find shapes using positional clues</li> <li>Play 'What shape is in the bag/box? Using and giving clues to describe objects</li> </ul> 
<b>Key Vocabulary</b> Talk, describe, question, who, what, when, where, why, how, language of nursery rhymes, sounds, listen	<b>Key Vocabulary</b> Colour, colour names, Kandinsky, abstract, concentric, explore, create, sort, group, think, feel, mix, fruit, vegetable names, torch, natural	<b>Key Vocabulary</b> 2D shape, triangle, circle, square, rectangle, oval, hexagon, sides, corners, repeating pattern, position, on, under, over, through, next, side, front, back, middle, in, out