





## Reception Home Learning Weekly Plan: 18.5.20

Hi,

Hope you are all well. I have discovered a new website that is offering free online activities for parents, use the following link to take you to the website [kids.classroomsecrets.co.uk](http://kids.classroomsecrets.co.uk), click on welcome kids and register as a parent. Once on the website it is really easy to navigate and find activities and resources.

Have a good week!

Maths	Literacy	Other Activity Ideas
<p><b><u>Time</u></b></p> <p>Listen to the following podcast  <a href="http://www.bbc.co.uk/cbeebies/radio/do-you-know-clock">www.bbc.co.uk/cbeebies/radio/do-you-know-clock</a></p> <p>Make your own clock using a paper plate or by cutting a circle out of card/paper. Use a real clock to help you to write the numbers correctly and make your own clock hands (I would suggest making each hand a different colour)</p> <p>Talk about the big hand being the hour hand and the small hand being the minute hand.</p> <p>Use the clock you have made to tell the time to o'clock and half past.</p> <div style="display: flex; justify-content: space-around;">   </div> <p>Use the EYFS Maths Mastery Counting Powerpoint attached to the email to reinforce learning.</p>	<p>Read the Rising Stars Book - Cake Time - Galaxy Kids, Band 4, your child can read this book by themselves/with you or they can listen to it.</p> <p>Read some books about time, such as 'Jasper's Beanstalk' by Nick Butterworth, 'Oliver's Vegetables' by Vivian French and Alison Bartlett and 'The Bad-Tempered Ladybird' by Eric Carle - you can find video versions of these online.</p> <p>Make a diary of your week from Monday. You could</p> <ul style="list-style-type: none"> <li>• Write in your meal times and what you have to eat</li> <li>• Record other activities you do using pictures/photos</li> </ul> <p>Write a simple sentence for each day. Ensure day is written at the top - using correct spelling.</p> <p>Practice writing days of the week.</p> <p>Sing the Nursery Rhyme 'Hickory, Dickory, Dock' Encourage your child to spot the words that rhyme using careful listening. Change and create own rhyme each hour of the clock, e.g. Hickory, Dickory, Dock, the mouse ran up the clock, the clock struck <b>two</b>, the <b>mouse said 'BOO'</b>, Hickory, Dickory, Dock.</p>	<p>Make a cake - use this as an opportunity to incorporate maths - measuring.</p> <p>Make up a song or rhyme to help you remember the days of the week and which order they come in. You could choose your favourite tune and sing the days of the week to it</p> <p>Play 'What's the Time Mr Wolf?' One person stands with their back to the group and everyone else asks, "What's the time Mr Wolf?" Mr Wolf says a time, e.g. "4 o'clock" and everyone steps forward 4 steps. Continue with different times, until Mr Wolf says "dinnertime!" and chases everyone back to the start. The person Mr Wolf catches, becomes Mr Wolf next.</p> <div style="display: flex; justify-content: space-around;">   </div> <p>Collect dandelions and daisies, talk about them and describe them using adjectives, name the parts, create artistic representations, sort by size and type, count, create chains, make patterns, cut using scissors, add to water etc. Take photos for the website.</p>

--	--	--